

Annual Assessment Results: Spring 2022 Administration NJGPA

Bayonne Board of Education

Authored by:
Jolene Bergantino
Dr. Alaina Desjardin

Presented by:
Dr. Dennis C. Degnan, Ed.D
Assistant Superintendent of Curriculum & Instruction

Dr. Wachera Ragland-Brown
Chief School Administrator

Measuring
College and
Career
Readiness

Section 1

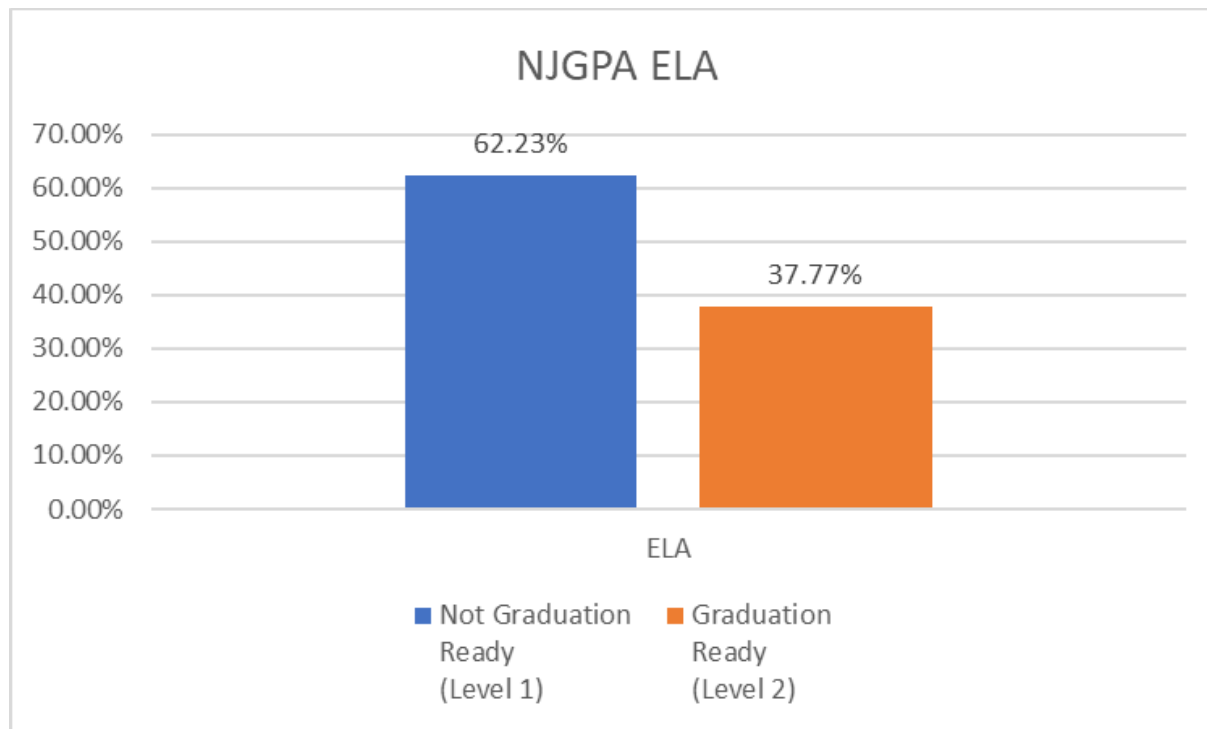
District Analysis

Bayonne School District

2021-2022

NJGPA

NJGPA	I Tested In District	Not Graduation Ready (Level 1)	Graduation Ready (Level 2)
ELA	511	62.23%	37.77%

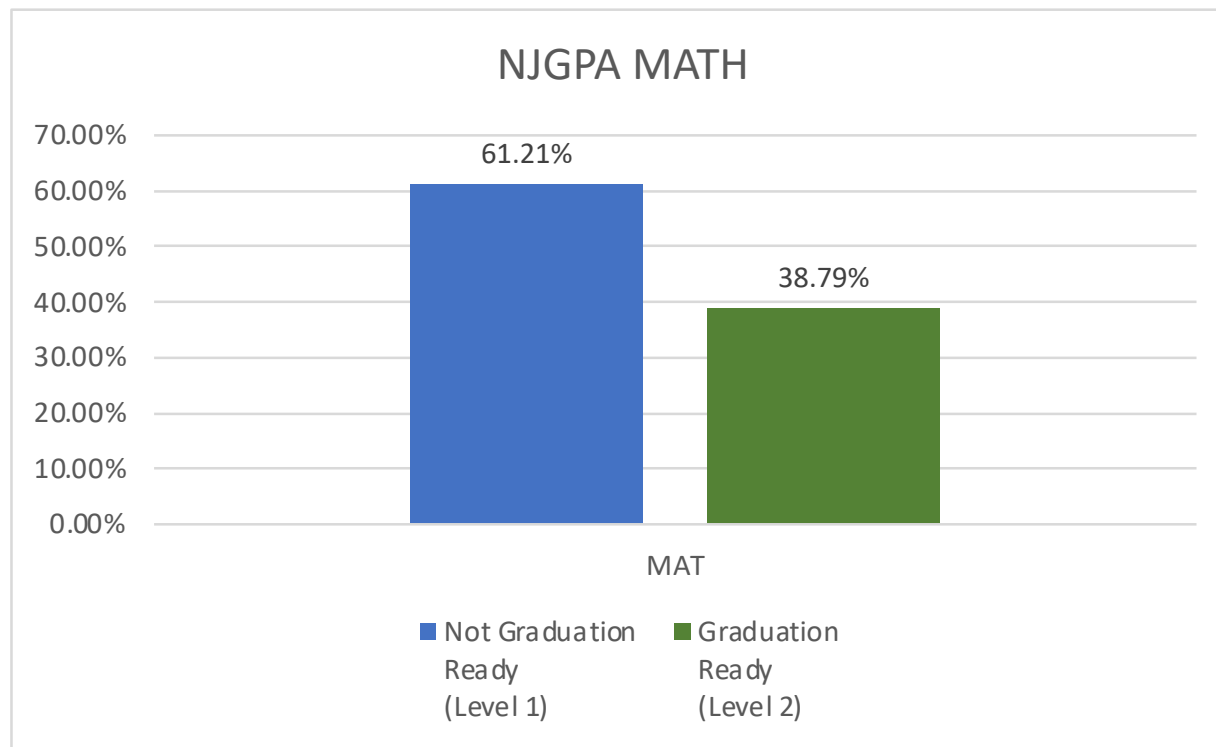


Bayonne School District

2021-2022

NJGPA

NJGPA	Total Tested In District	Not Graduation Ready (Level 1)	Graduation Ready (Level 2)
Math	513	61.21%	38.79%



Section 2

Demographic Analysis

Bayonne School District

2021-2022

NJGPA ELA

RACE	Total Tested In District	Not Graduation Ready (Level 1)	Graduation Ready (Level 2)
Amer Ind/Alaska	2	0.00%	100.00%
Asian	17	54.05%	45.95%
Black	25	60.94%	39.06%
Hispanic	68	60.47%	39.53%
Multi	3	75.00%	25.00%
Native Hawaiian/Pac I	1	50.00%	50.00%
White	77	65.32%	34.68%

Bayonne School District

2021-2022

NJGPA ELA

PROGRAM	Total Tested In District	Not Graduation Ready (Level 1)	Graduation Ready (Level 2)
ELL	41	53.66%	46.34%
504	26	69.23%	30.77%
IEP	52	65.38%	34.62%
ECDIS	263	60.84%	39.16%

Bayonne School District
2021-2022
NJGPA ELA

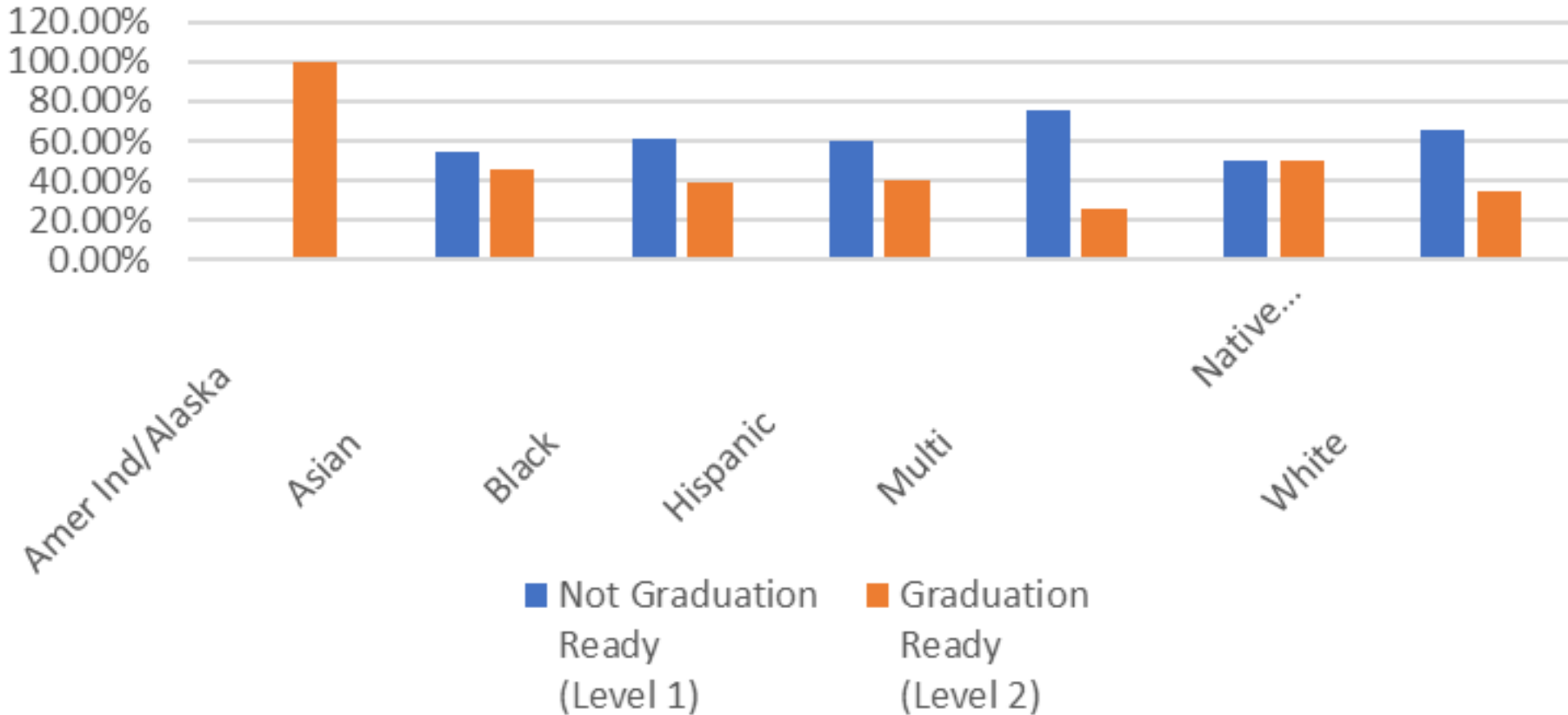
Total Tested In District **Not Graduation Ready (Level 1)** **Graduation Ready (Level 2)**

Gender

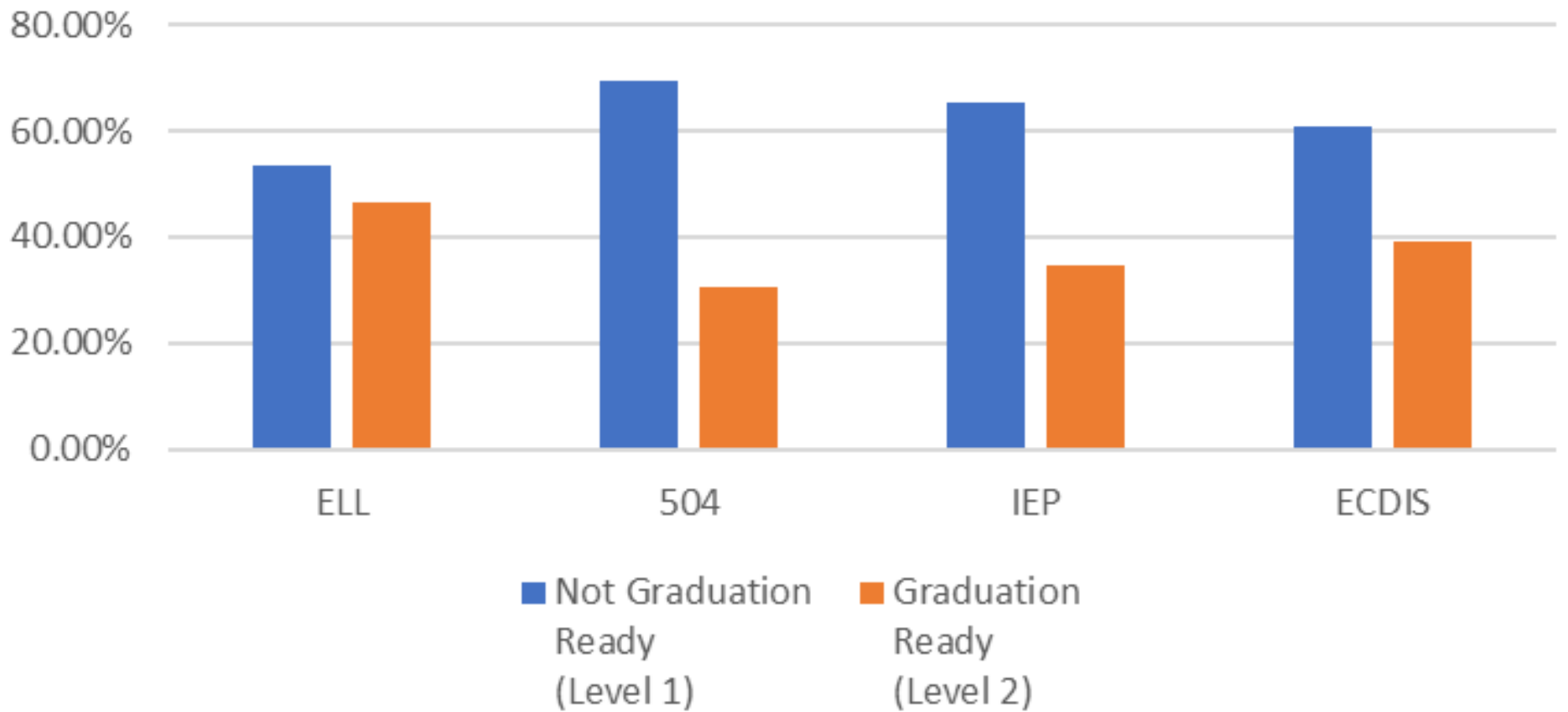
F	256	61.33%	38.67%
M	255	63.14%	36.86%

Race

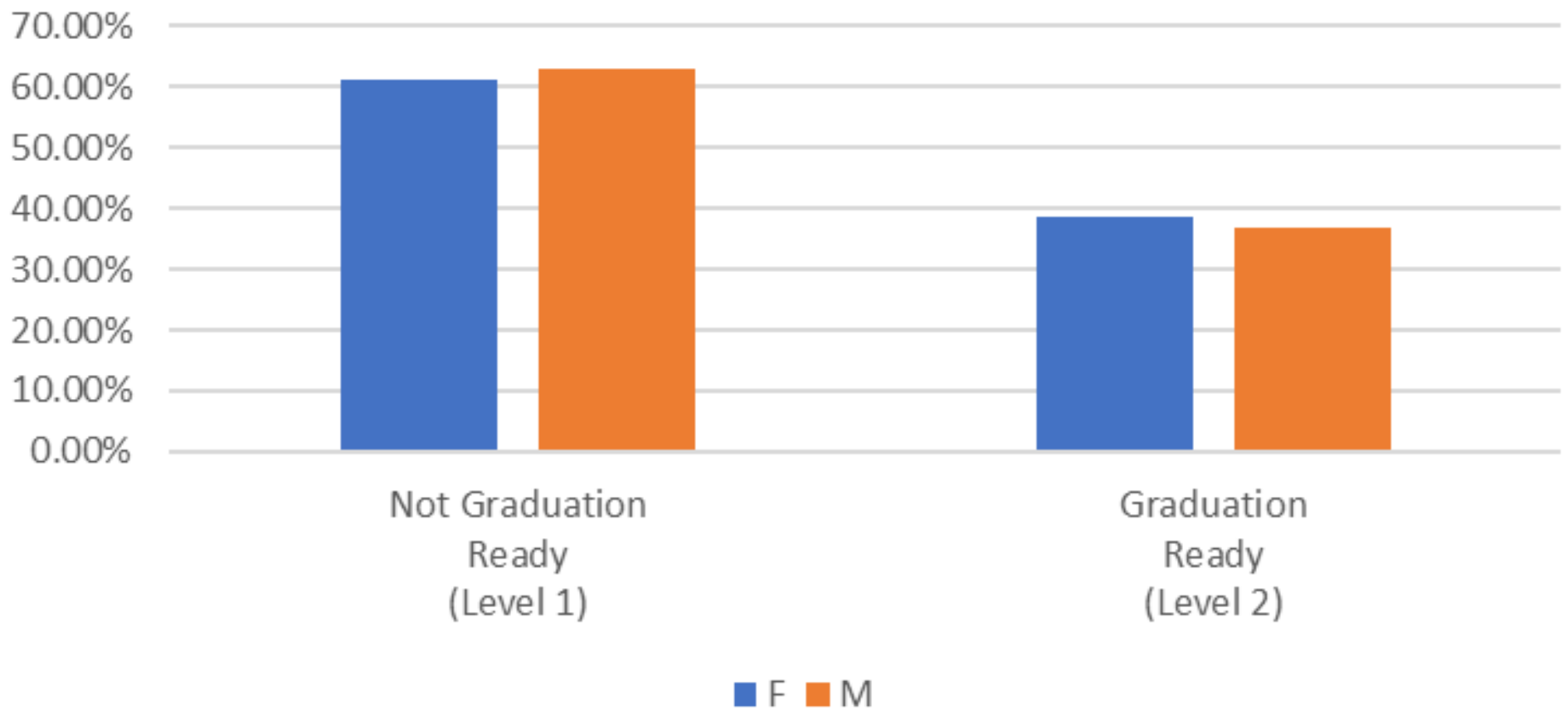
NJGPA ELA



PROGRAM NJGPA ELA



GENDER NJGPA ELA



Bayonne School District

2021-2022

NJGPA MATH

RACE	Total Tested In District	Not Graduation Ready (Level 1)	Graduation Ready (Level 2)
Amer Ind/Alaska	2	100.00%	0.00%
Asian	36	41.67%	58.33%
Black	64	71.88%	28.13%
Hispanic	175	74.29%	25.71%
Multi	12	50.00%	50.00%
Native Hawaiian/Pac I	2	100.00%	0.00%
White	222	50.90%	49.10%

Bayonne School District

2021-2022

NJGPA MATH

PROGRAM	Total Tested In District	Not Graduation Ready (Level 1)	Graduation Ready (Level 2)
ELL	41	92.68%	7.32%
504	25	68.00%	32.00%
IEP	51	96.08%	3.92%
ECDIS	268	60.07%	39.93%

Bayonne School District

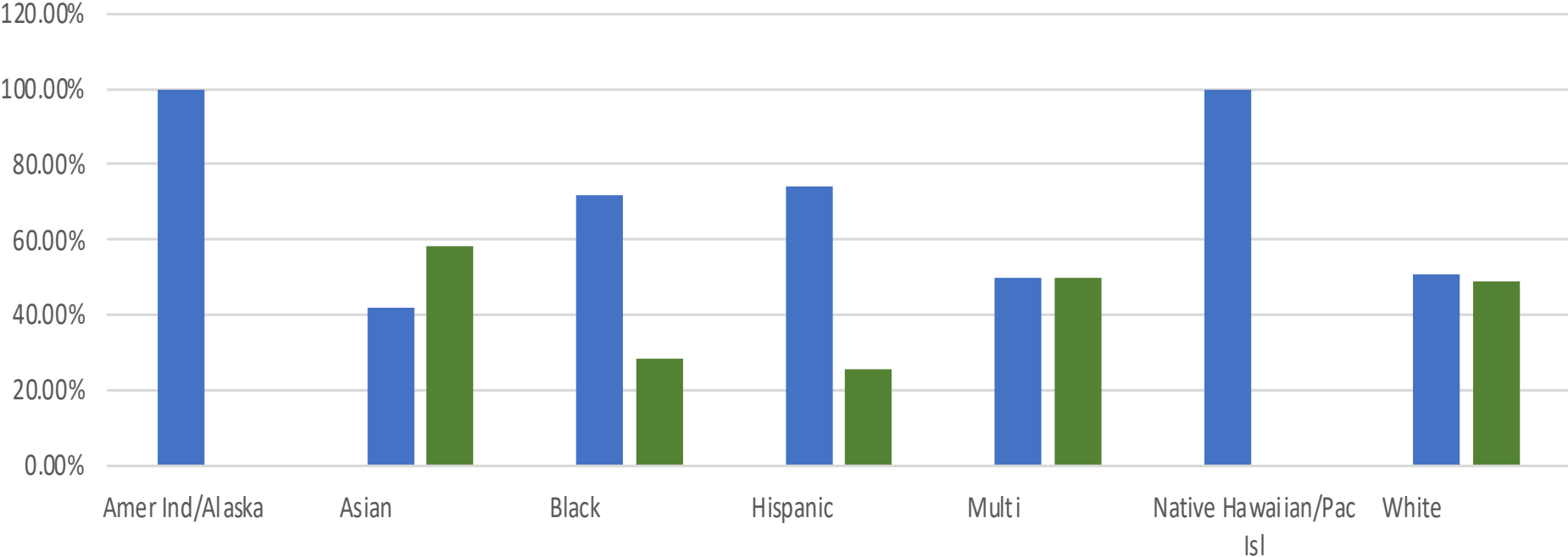
2021-2022

NJGPA MATH

Gender	Total Tested In District	Not Graduation Ready (Level 1)	Graduation Ready (Level 2)
F	257	61.09%	38.91%
M	256	61.33%	38.67%

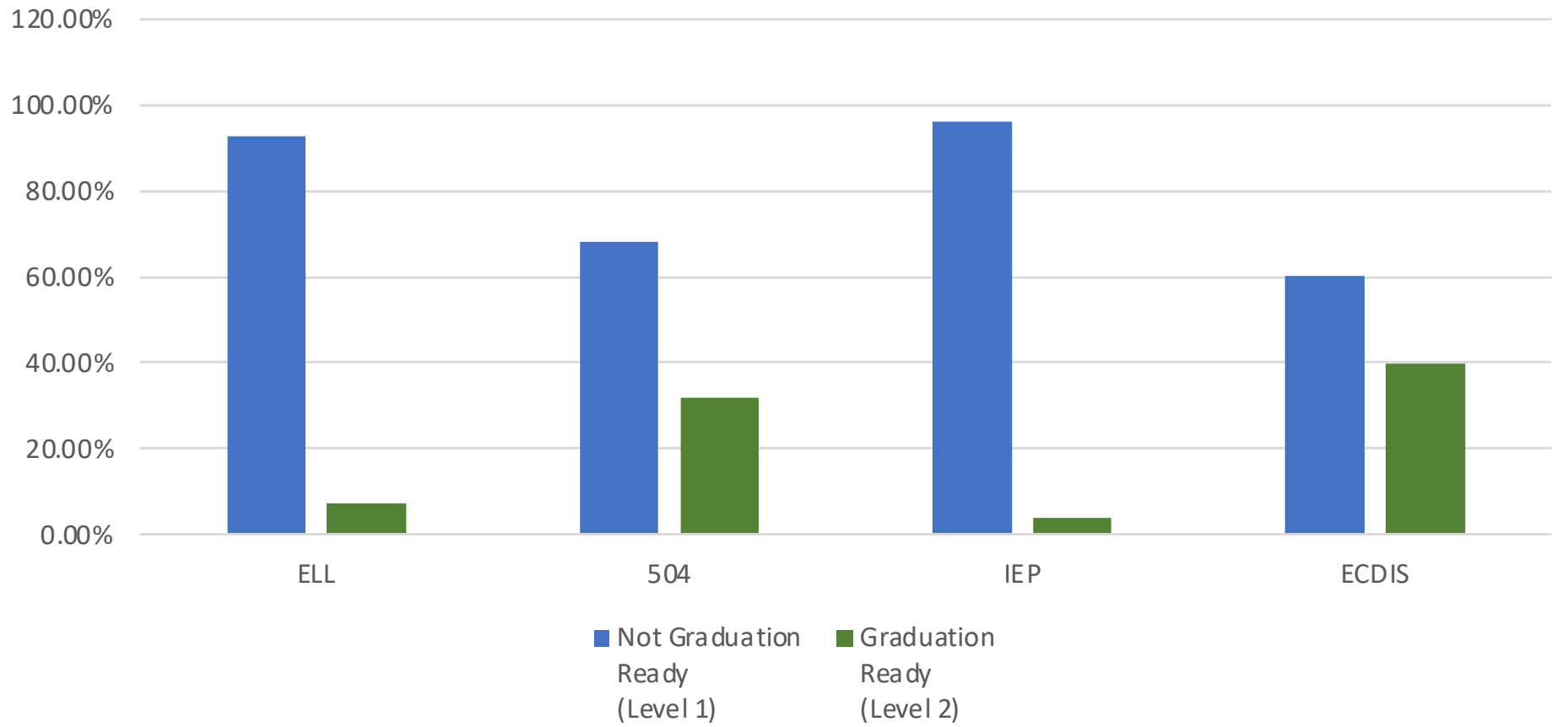
RACE

NJGPA MATH



■ Not Graduation Ready (Level 1) ■ Graduation Ready (Level 2)

PROGRAM NJGPA MATH



GENDER NJGPA MATH

